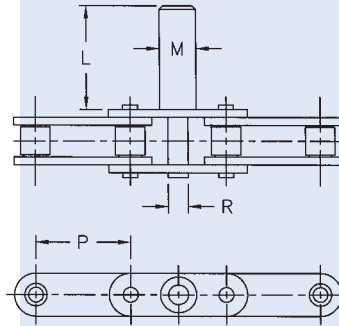


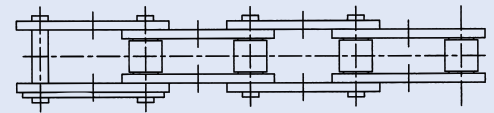
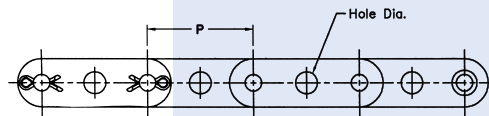


CITRUS CHAIN SORTING CHAIN CATERPILLAR CHAIN



C2060H D-5 ATTACHMENT

| Dimensions In Inches | | | | | | |
|----------------------|---|-------|-------|------|------|----------------|
| ANSI No. | Attachment | Pitch | L | M | R | Weight Lbs/Ft. |
| | | P | | | | |
| C2060H | D-5 (1/2×1 ⁵ / ₈) | 1.500 | 1.626 | .500 | .310 | 1.60 |
| C2060H | D-5 (9/16×1 ⁵ / ₈) | 1.500 | 1.626 | .563 | .310 | 1.62 |
| C2060H SS | D-5 (1/2×1 ⁵ / ₈) | 1.500 | 1.626 | .500 | .310 | 1.60 |
| C2060H SS | D-5 (9/16×1 ⁵ / ₈) | 1.500 | 1.626 | .563 | .310 | 1.62 |

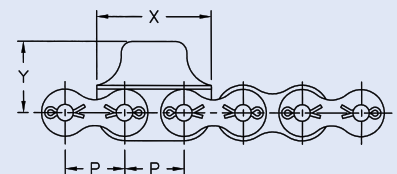


C2060H W/G1 HOLE EV. PITCH

| ANSI No. | ATTACHMENT | P | Hole Diam. | Weight Lbs./Ft. |
|----------|------------|-------|------------|-----------------|
| C2060H | G1 | 1.500 | .312 | .96 |

160 CATERPILLAR CHAIN

| Dimensions In Inches | | | | |
|--|-------|-------------------|-------------------|-------------------|
| ANSI No. Description | Pitch | Attach. Length | Attach. Height | Weight Lbs/Ft. |
| | P | X | Y | |
| 160 Cottered w/348 DOG every 6th pitch on the roller link | 2.000 | 3.888 | 2.139 | 7.30 |
| 160 Cottered w/458 DOG every 4th pitch on the roller link | 2.000 | 3.876 | 2.391 | 8.30 |
| 160 Cottered w/678 DOG every 6th pitch on the roller link | 2.000 | 5.129 | 3.021 | 8.92 |
| 160 Cottered w/678 DOGS w/cam roller bearing | 2.000 | 5.129 | 3.021 | |



Allied-Locke Industries Inc.
... the company that delivers
www.alliedlocke.com