

# CHAINS

for the **PAPER MILL**  
**INDUSTRY**

V-TOP • FLAT TOP • DEBARKER  
DRAG • APRON PANS



*Proudly Manufacturing in the U.S.A. Since 1965*

[www.alliedlocke.com](http://www.alliedlocke.com)

ALLIED  
LOCKE

# PAPER MILL CHAIN

FLAT TOP



V-TOP



SLANTED TOP



Complete conveyor systems available in:  
Flat Top • V-Top • Gull Wing • Apron  
Slanted Top • Saddle Top • Carousel

- All Chain Parts are Fabricated For Specific Applications
- Anti-Friction Bearings and Custom Roller Materials Available
- Single and Multiple Strands
- Multiple Varieties of Steel and Treatments For Your Needs
- Sealed For Life Rollers and Greasable Alamite Fittings Offered
- Replacement OEM Parts Offered for Repair or Rebuild
- Pitch Availability From 2.50" – 24"

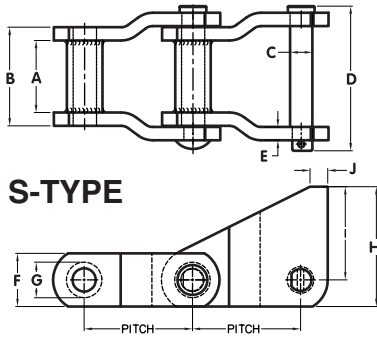


Custom bearing types available  
for your application.

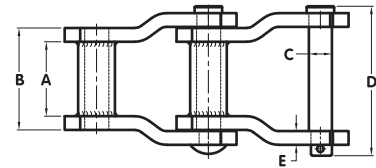


[www.alliedlocke.com](http://www.alliedlocke.com)

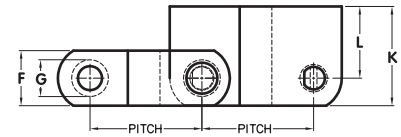
## DEBARKER INFEED CHAIN



**S-TYPE**



**M-TYPE**

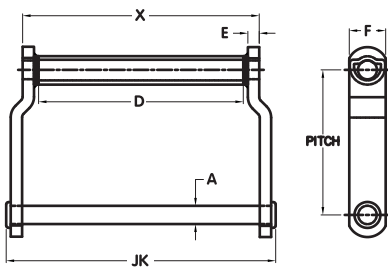


- Fabricated Heavy Duty
- Induction Hardened Pins Available
- Offset Style for Uniform Wear
- Replaces Cast Chain
- High Strength Alloy Steel Parts
- Precise Press Fits

Chain Number	Pitch (P)	Working Load (lbs.)	Avg. Ultimate Strength (lbs.)									S-TYPE			M-TYPE	
				A	B	C	D	E	F	G	H	I	J	K	L	
AS132XHD	6.050	23,535	220,000	3.00	4.62	1.12	6.91	0.63	2.00	1.75	6.50	5.50	1.00	3.00	2.00	
AS157XHD	6.050	28,000	250,000	3.00	4.62	1.19	6.91	0.63	2.50	1.75	6.75	5.50	1.00	3.50	2.25	
AS159XHD	6.125	35,400	290,000	3.25	5.56	1.25	8.16	0.75	3.00	2.00	6.75	5.25	1.00	4.00	2.50	
AS257XHD	6.050	37,851	310,000	3.00	4.62	1.50	6.91	0.63	3.50	2.12	7.25	5.50	1.00	4.50	2.75	

## DRAG CHAIN

Allied Locke's rugged welded steel drag chains are an excellent upgrade or replacement for your drag conveyors. In addition to our standard line of drag chain with carbon steel barrels, we also offer specially heat treated, heavy duty alloy steel barrels for extended life in the most extreme environments. We offer custom heat treatment options, including induction hardening for the ultimate in strength. As with all of our high-quality product, our drag chain can be engineered to meet your company's needs.



Chain Number	Pitch (P)	Working Load (lbs.)	Avg. Ultimate Strength (lbs.)	Rivet Diameter (A)	Sidebar Thickness (E)	Side Bar Height (F)	Sprocket Surface (D)	Length of Bearing (X)	Overall Width (JK)
WDH104	6.000	10,000	60,000	0.75	0.38	1.50	4.12	5.38	7.00
WDH110	6.000	10,000	60,000	0.75	0.38	1.50	9.12	10.38	12.00
WDH112	8.000	10,000	60,000	0.75	0.38	1.50	9.12	10.38	11.88
WDH120	6.000	15,000	90,000	0.88	0.50	2.00	8.62	10.12	12.00
WDH480	8.000	15,000	90,000	0.88	0.50	2.00	11.25	12.75	14.62
WDH480XHD	8.000	20,500	125,000	1.00	0.62	2.00	11.25	13.00	14.81



**ALLIED-LOCKE INDUSTRIES, INC.**

T 800.435.7752

F 800.462.3130

info@alliedlocke.com

www.alliedlocke.com



**Corporate Office and Manufacturing Plant #1**  
1088 Corregidor Road • Post Office Box 509  
Dixon, Illinois 61021



**Manufacturing Plant #2**  
1020 Subic Road  
Dixon, Illinois 61021

MEMBER OF: **PTDA**  
*Channeling the Power of Industry*